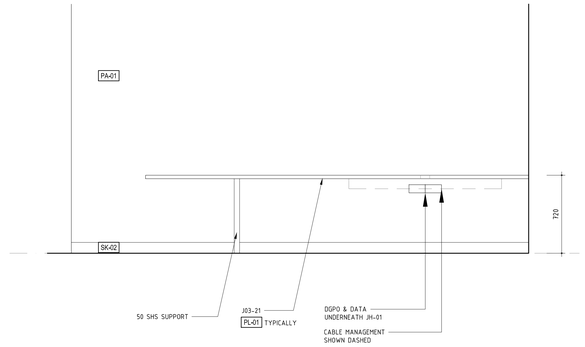

09 J03-24 - JOINERY ELEVATION
SCALE 1:20

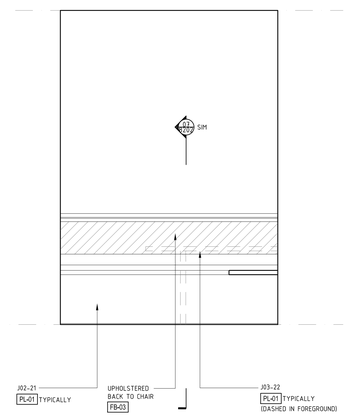

08 J03-21, J03-22 - TYPICAL ELEVATION
SCALE 1:20
J04-08 SIMILAR
J04-09 SIMILAR

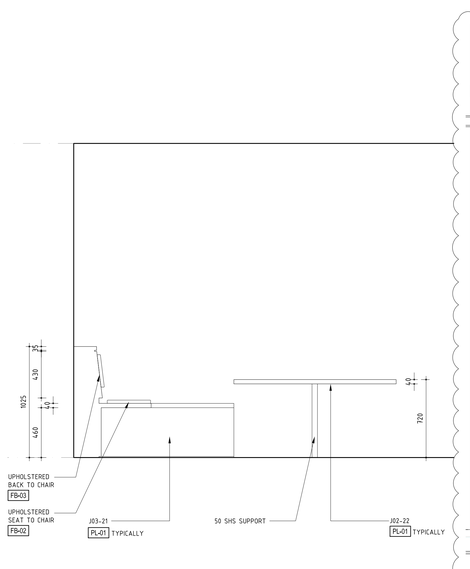

07 J03-21, J03-22 - TYPICAL ELEVATION
SCALE 1:20
J04-08 SIMILAR
J04-09 SIMILAR

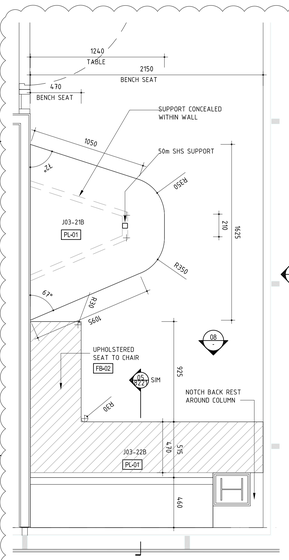

06 J03-21B, J03-22B - JOINERY PLAN
SCALE 1:20

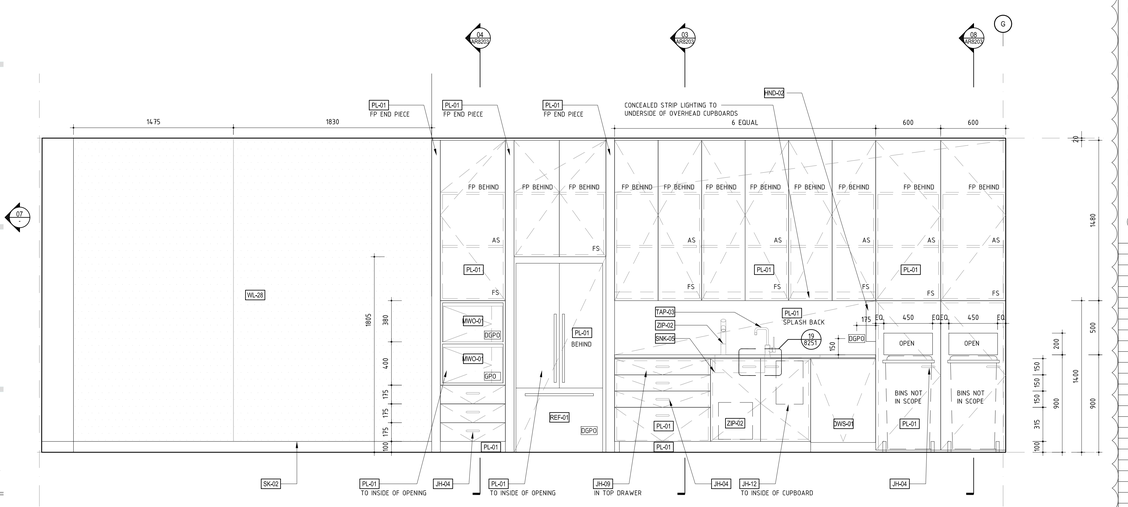

05 J03-18 - KITCHENETTE JOINERY ELEVATION
SCALE 1:20

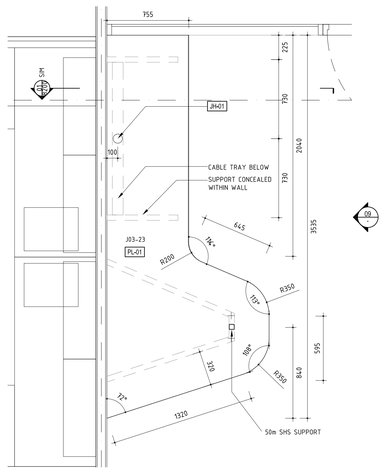

04 J03-24 - JOINERY PLAN
SCALE 1:20

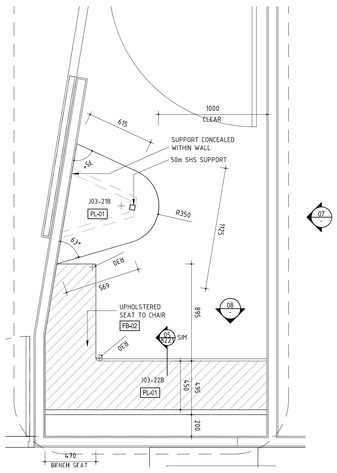

03 J03-21C, J03-22C - JOINERY PLAN
SCALE 1:20
J04-08B SIMILAR
J04-09B SIMILAR

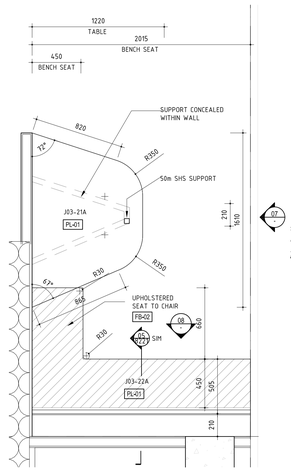

02 J03-21A, J03-22A - JOINERY PLAN
SCALE 1:20
J04-08A SIMILAR
J04-09A SIMILAR

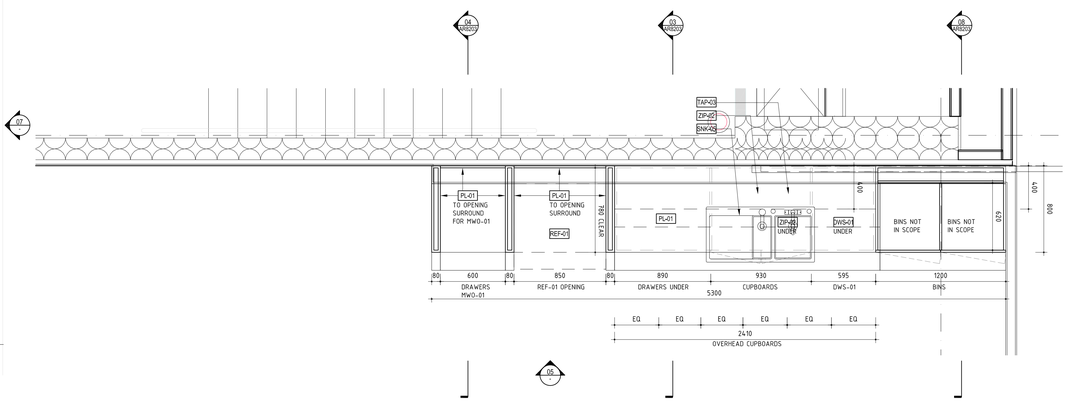

01 J03-18 - KITCHENETTE JOINERY PLAN
SCALE 1:20

THIS DRAWING IS AN UNCONTROLLED COPY UNLESS STAMPED OTHERWISE

CONTRACTORS SHALL VERIFY JOB DIMENSIONS BEFORE ANY JOB COMMENCES.
ALL SHOP DRAWINGS SHALL BE SUBMITTED TO THE SUPERINTENDENT AND MANUFACTURE SHALL NOT COMMENCE PRIOR TO THE RETURN OF UNMARKED SHOP DRAWINGS SIGNED BY THE CONSULTANT. FIGURED DIMENSIONS SHALL TAKE PRECEDENCE OVER SCALED, THIS DRAWING SHOULD BE READ IN CONJUNCTION WITH ALL RELEVANT CONTRACT, SPECIFICATIONS AND DRAWINGS COPYRIGHT OF THIS DRAWING IS VESTED IN WARDLE

General Notes ALL JOINERY TO REFER TO INTERIOR ELEVATIONS (AR7100 SERIES)

18mm 'E1' MDF CARCASS THROUGHOUT UNLESS OTHERWISE NOTED.

ALL-NON EXPOSED CARCASS TO BE MATCHING LAMINATE UNLESS OTHERWISE NOTED.

ALL NON EXPOSED CARCASS TO BE BLACK LAMINATE TO JOINERY RECEIVING TIMBER VENEER FINISH. REFER MATERIALS SCHEDULE PL-05

ALL NON EXPOSED CARCASS TO BE WHITE LAMINATE TO JOINERY RECEIVING STAINLESS STEEL CLADDING. REFER MATERIALS SCHEDULE PL-01

ALL EXPOSED EDGES TO TIMBER VENEER PANELS 'TV-01' TO RECEIVE 3mm THK MATCHING SOLID EDGES, UNLESS OTHERWISE NOTED.

SPLIT BATTENS TO BE 12mm UNLESS OTHERWISE NOTED.

APPLY MATCHING LAMINATE ABS EDGING TO LAMINATED BENCHTOPS, UNLESS OTHERWISE NOTED

REFER TO '1300 - MATERIALS SCHEDULE' FOR A DESCRIPTION OF THE MATERIAL CODES AS SHOWN ON THIS DRAWING. TV-00

REFER TO '1400 - FIXTURES, FITTINGS & EQUIPMENT SCHEDULE' FOR A DESCRIPTION OF THE FF&E CODES AS SHOWN ON THIS DRAWING. JDH-00

ALL JOINERY LOCKS TO BE JH-02 UNLESS OTHERWISE NOTED.

REFER TO DRAWING AR7300 FOR MOUNTING HEIGHTS FOR ALL SERVICES FIXTURES, UNLESS OTHERWISE DIMENSIONED ON THE JOINERY ELEVATIONS.

ALL CORNER JUNCTIONS TO BE MITRED UNLESS OTHERWISE NOTED.

ALL UPHOLSTERY STITCHING TOO MATCH FABRIC COLOUR UNLESS OTHERWISE NOTED

DRAWINGS TO BE READ IN CONJUNCTION WITH AR1200 SERIES INTERNAL ARRANGEMENT PLANS TO COORDINATE FIXINGS INTO PARTITIONS WHERE NECESSARY

FS = FIXED SHELF

AS = ADJUSTABLE SHELF

FP = FIXED PANEL

PJ = PANEL JOIN. MAXIMUM WIDTH 2mm

C.O.S = CHECK ON SITE - DIMENSIONS MUST BE VERIFIED ON SITE BY CONTRACTOR PRIOR TO COMMENCEMENT OF CONSTRUCTION.

NOM. = NOMINAL
TYP. = TYPICAL
SIM. = SIMILAR
MIRR. = MIRROR
FCL = FINISHED CEILING LEVEL
FFL = FINISHED FLOOR LEVEL
SSL = STRUCTURAL SLAB LEVEL
℄ = CENTRELINE
= DIRECTION OF GRAIN / LINISH

Rev	Issue	Revision Description	Amd	Date
B	SG	UPDATES AS CLOUDED		12.03.14
A	SG	CONSTRUCTION ISSUE		20.12.13
03	JC	100% CD – TENDER ISSUE		07.09.12
02	JC	90% CD ISSUE		10.08.12
01	JC	75% CD ISSUE		13.07.12

NADAAA

NADAAA
1920 Washington
Street No.2
Boston
Massachusetts
02118 USA

Telephone
+1 617 442 6232
Facsimile
+1 888 442 1417
Email
nada@nadaaa.com

John Wardle Architects

25 Rokeby Street, Collingwood Victoria 3066 Australia
Tel : +61 3 8662 0400 www.johnwardlearchitects.com
© 2014 John Wardle Architects ABN 83 006 814 268

Client
University of Melbourne
Parkville Campus

Project
Faculty of Architecture
Building and Planning

Title
JOINERY PLANS & ELEVATIONS
L03 & L04

Project No. 0913
Scale 1:20 @ A0, 1:50 @ A0
Drawing No. AR8104
Revision B
Date MARCH 2014
Drwn -
Co-Ord -
Chck -
FILENAME - ####

FOR CONSTRUCTION